

# The Past, Present and Future of Factorial Survey Experiments: A Review for the Social Sciences

*Edgar Treischl & Tobias Wolbring*

*Friedrich-Alexander-University*

## Abstract

Factorial survey experiments (FSEs) are increasingly used in the social sciences. This paper provides a review about the use of FSEs and aims to answer three research questions. (1) How has this specific research field developed over time? (2) Which methodological advances have been made in FSE research and to what degree are they applied in empirical studies? (3) Which questions remain unresolved and should be addressed in future research? Using the Web of Science and Scopus databases, we conducted a literature review of FSEs published between 1982 and 2018. Our findings show that the field is developing quickly and that FSEs are becoming increasingly accepted in different research areas. Thereby, FSEs are being widely used not only to study attitudes, but also to explore the determinants of behaviour. Most research applies state-of-the-art techniques in terms of statistical analysis; however, to a lesser extent, studies rely on more sophisticated sampling procedures to draw samples from a large vignette universe. Finally, several methodological questions remain unresolved concerning the realism and complexity of vignettes, social desirability, and the predictive validity of FSEs regarding behaviour due to their hypothetical nature. Against this background, we call for more methodological research to assess the general applicability of FSEs for different research areas. Further, our review suggests the need for better documentation and reporting standards to evaluate methodological aspects of FSEs.

**Keywords:** factorial survey experiments, methodological advances and pitfalls, predictive validity, realism of vignettes, vignette design



© The Author(s) 2021. This is an Open Access article distributed under the terms of the Creative Commons Attribution 3.0 License. Any further distribution of this work must maintain attribution to the author(s) and the title of the work, journal citation and DOI.

In 2009, Lisa Wallander published a highly cited review article about factorial survey experiments (FSEs). As she pointed out, many scholars were not familiar with them or had substantial reservations against them at the time, even though they had been introduced over three decades prior (see Jasso & Rossi, 1977; Rossi et al., 1974; Sampson & Rossi, 1975). As a result, empirical studies using FSEs were scarce. Figure 1 displays the number of articles published between 1982 and 2018 that refer to an FSE and have been identified in our review. As Figure 1 shows, only a few papers using FSEs were published every year until 2006, which was the last year covered in Wallander's review. Further, FSEs were virtually absent in leading social science journals.

A decade later, the situation has changed: FSEs have been introduced into survey methodological handbooks (see Aviram, 2012), textbooks are available that explain how to design and conduct FSEs in detail (see Auspurg & Hinz, 2015a; Mutz, 2011), and multifactorial survey experiments are becoming increasingly popular in the social sciences (see Atzmüller & Steiner, 2010; Auspurg & Hinz, 2015b; Jasso, 2006). In accordance with this trend, the number of publications using FSEs has risen markedly since 2006, as Figure 1 indicates. Several of these studies were published in leading journals, such as the *American Sociological Review* and the *European Sociological Review* (e.g. Auspurg et al., 2017; Graeff et al., 2014; Wouters & Walgrave, 2017), which further illustrates the increasing use and acceptance of FSEs.

Given the popularity of FSEs and the increasing number of empirical applications since Wallander published her influential review article, we think it is time for an update. Hence, we focus on how the field has developed, which methodological advances have been made, and which challenges of the approach remain unresolved. For this reason, we conducted a literature review covering all articles from Wallander's review article (1982–2006), as well as more recent applications involving FSEs (2007–2018). For each publication, we collected information about the study topic, research design, outcome measures, and statistical analysis. This gives us the opportunity to make three contributions to the current literature on FSEs. First, we provide an overview of the past and current use of FSE in the social

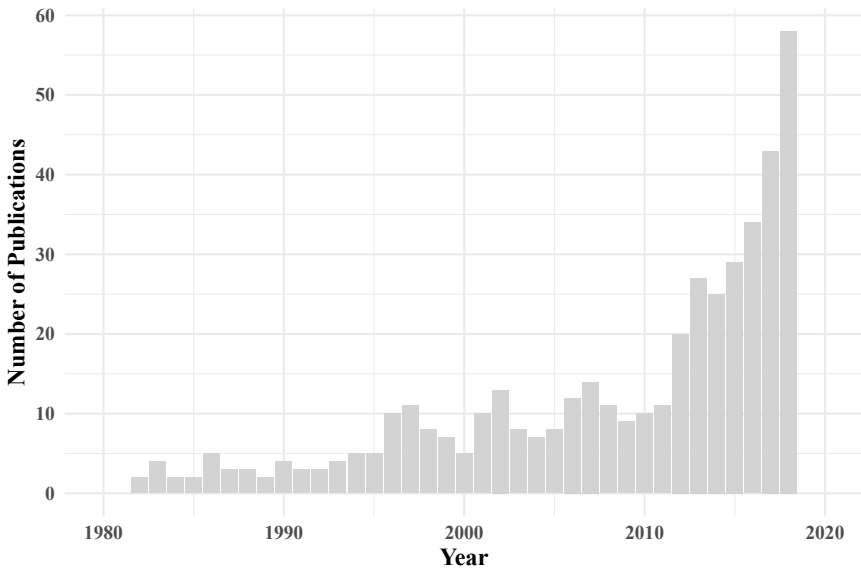
---

#### *Acknowledgements*

This paper could not have been realized without the support of Janette Buchmann, Sarah Glaab, Nora Spielmann, and Philipp Überall during the data collection process. For helpful feedback, we want to thank Johanna Gereke, Eva Zschirnt, the anonymous reviewers, the editors as well as all participants at the European Sociological Association midterm conference 2018 in Cracow.

#### *Direct correspondence to*

Edgar Treischl, Friedrich-Alexander-University, Erlangen-Nürnberg (FAU),  
Findelgasse 7/9, 90402 Nürnberg, Germany  
E-mail: edgar.treischl@fau.de



*Note:* Number of articles published between 1982 and 2018 that refer to an FSE and have been identified in our review. For details on the literature review, see Section 3.

*Figure 1* Number of published FSE articles

sciences. We identify research areas in which the approach is increasingly applied. We have also updated Wallander’s review regarding some basic methodological choices such as sampling strategies, the respondents’ countries of origin, and between- versus within-subjects designs.<sup>1</sup>

Second, since some recommendations on how to design and analyse an FSE have been published in recent decades, we briefly introduce readers to these methodological advances, and we examine to what extent these techniques have entered applied research. Methodological advances can help to improve both the internal validity of inferences and the statistical power. Thus, one goal of our review is to

1 Choice experiments are another kind of multifactorial survey experiment. In choice experiments, participants are directly confronted with varying trade-offs between two or more alternatives, and are asked to choose between the proposed alternatives. Choice experiments appear to be especially well-suited to studying human decision-making since they are theoretically grounded in the characteristics theory of value (Lancaster, 1966) and random utility models (McFadden, 1974; Manski, 1977). In this review, we focus on FSEs as the most widely used type of multifactorial survey experiment in the social sciences, while choice experiments are more frequently employed in business studies and economics (for the potentials and challenges of choice experiments in the social sciences see Liebe & Meyerhoff, 2021).

give researchers some general background on how to design state-of-the-art FSEs and to provide references for more detailed follow-up.

Finally, we also aim to provide guidance for future methodological research by highlighting unresolved questions in the growing, but small, methodological literature about FSEs. We focus on three partly interrelated issues that have caused controversial discussions within the scientific community, as they may have far-reaching consequences for the validity of FSEs: the realism and complexity of vignettes, concerns regarding the hypothetical nature of the outcome measures in FSEs, and the risk of social desirability bias. While methodological research on these topics is still scarce, we underscore some findings from recent research about the design of FSEs, and contrast these methodological recommendations and insights with current research practices as identified by our literature review.

The remainder of the paper is structured as follows: First, we introduce the FSE approach and provide some methodological background on it. Next, we outline in more detail how we conducted the literature review and describe the dataset. Furthermore, we explain some recent methodological advances and discuss unresolved questions such as the required degree of realism and complexity of vignettes, as well as the link between stated and actual behaviour. Finally, we emphasise key insights and opportunities for future research to deepen our methodological knowledge of FSEs.

## The Basic Idea Behind Factorial Survey Experiments

This section outlines the basic idea behind FSEs.<sup>2</sup> Respondents encounter textual descriptions or visual stimuli of a hypothetical situation (*vignette or scenario*) in an FSE and are asked to rate the scenario. Each vignette contains one or several characteristics (*dimensions/factors*) that systematically vary across vignettes. Survey participants are randomly assigned to one (*between-subjects design*) or several (*within-subjects design*) vignettes, and are asked for their opinion on a certain situation or the intended behaviour in the described scenario.

Figure 2 displays two examples of vignettes. Example A is a vignette by Opp (2002). He examined under which circumstances an anti-smoking norm emerges by eliciting normative judgements. Single dimensions that may have a causal impact on respondents' opinions are in *italics* to illustrate the experimental variation across the vignettes. Example B comes from a study by Teti et al. (2016). They

---

2 Several excellent textbooks about FSEs have been published (see Auspurg & Hinz, 2015a; Mutz, 2011) since the approach was first introduced to the social sciences by Rossi et al. in 1974. This section relies heavily on these textbooks, which provide a more detailed discussion about the fundamentals of FSEs.

---

Example A (Opp, 2002):

*Mr. Müller goes to a restaurant. This is a top class restaurant in which smoking is prohibited. There is nobody in the restaurant who smokes. Mr. Müller stays only for a short time to drink a beer. He smokes most of the time, more than a package of cigarettes per day.*

Example B (Teti et al., 2016):

*Imagine that the apartment offered is in your current district. It is located very centrally, 2 minute walk from the nearest bus/train station and far away from the home of your daughter/son. The apartment is in the 3rd floor, has no elevator, and has a large bathtub (no shower) and a balcony without steps.*

---

Figure 2 Two examples of vignettes

asked elderly respondents to make hypothetical relocation decisions and investigated whether FSEs can be applied in housing research.

An FSE combines the methodological rigour of an experimental design with the advantages of survey research by including an experimental research module in a survey and assigning participants *randomly* to one or several hypothetical descriptions of a situation. This facilitates inferences from experimental results to a target population (see Auspurg & Hinz, 2015a, p. 12-13; Mutz, 2011, p. 10).

Observational studies may suffer from various methodological pitfalls—such as confounding by self-selection of participants and unobserved heterogeneity—thus impairing the identification of causal effects (Rosenbaum, 2010; Shadish et al., 2002). As is well-known, experimental designs have advantages regarding causal inference and, at least in theory, can outperform non- or quasi-experimental designs in regard to issues of internal validity (for the principles of experimental design, see Imbens & Rubin, 2015; Jackson & Cox, 2013). An FSE offers the possibility of estimating the causal effect of a varied dimension on the outcome variable. Random assignment helps to avoid threats to internal validity such as confounding and selection bias. Direct manipulation of treatments (in the FSE, the varied dimension) secures causal ordering, and including a control group avoids biases due to maturation effects and study participation.

Furthermore, the survey implementation of the FSE helps to address problems common in experimental research. In particular, lab experiments are often criticised for a lack of external validity and transportability, since they rely on participants (mostly students) from Western, educated, industrialised, rich and democratic ('weird') societies (Bader et al., 2019; Henrich et al., 2010). In a similar vein, not only lab, but also field experiments are often challenged by the infeasibility of randomised trials due to ethical concerns, practical restrictions, and lack of manipulability of the treatment (Deaton & Cartwright, 2018; Teele, 2014). Such problems

can be avoided by using textual descriptions of hypothetical scenarios instead of actual interventions in the ‘real’ world.

It is easier to sample non-students and ‘non-weird’ people for a survey than to recruit them for lab experiments. Including an experimental module in the survey allows scholars to conduct a population-based FSE, promising broader generalisability beyond potentially selective subgroups such as students. Variations are much easier to implement in an FSE due to the manipulation of textual descriptions. Ethical concerns and practical restrictions do not apply to the same degree as in the lab or in the field. Accordingly, treatments that are hard to implement in the field can be investigated in an FSE. For this reason, an FSE can also help to inform policy about hypothetical worlds and potential interventions discussed in the public discourse without taking the risk and covering the costs of an actual implementation. As the following review shows, FSEs are increasingly being used in the social sciences, even though FSEs also face methodological pitfalls and challenges.

## Literature Review

After this short introduction to FSE, this section informs about the literature review in two sub-sections. In the first sub-section, we provide details about the data collection process, search strategy, and inclusion restrictions for the literature review. In the second sub-section, we update Wallander’s review by describing our analytical sample in terms of research areas (e.g. topics, the respondents’ countries of origin) and methodological choices (e.g. sampling strategies, between- vs. within-subjects designs).

## Data Collection

Our literature review is based on a combination of three different approaches to secure broad coverage of FSE publications. First, we covered all 106 publications that Wallander (2009) identified. Second, we made use of the popularity of the first review paper and collected publications citing it. In 2019, Wallander had over 400 citations according to Google Scholar, including many recent FSE applications. Third, we searched for empirical applications of FSEs using the Web of Science and the Scopus database for the time period covered by Wallander (1982–2006), as well as more recent years (2007–2018).<sup>3</sup>

---

3 For identifying relevant publications among papers citing Wallander (2009), we applied the same search strategy and criteria as outlined in the third search strategy. However, among those publications many appeared as monographs or were grey literature (such as working papers, project reports, and presentation slides). Consistent with the third search strategy, we did not include them in the review.

We applied the following restrictions to identify publications relevant for our review. The review included publications that refer to ‘factorial survey (experiments)’, ‘vignette study’ and ‘vignette experiment’ in the title, abstract, or keywords. Hence, the review covers FSEs, but not publications with related but different survey experimental research designs, such as conjoint analysis and discrete choice experiments. To identify core articles for the social sciences, we considered publications published in *journals* listed in the *Social Sciences Citation Index (SSCI)* of the Web of Science and the category ‘*Social Sciences*’ of Scopus. We did not cover other document types such as monographs, or conference articles. Further, we only took publications written in English into account. The following search string was used to identify FSEs using the Web of Science:<sup>4</sup>

**TOPIC:** (“Factorial survey”) *OR* **TOPIC:** (“Factorial survey experiment”) *OR* **TOPIC:** (“Vignette study”) *OR* **TOPIC:** (“Vignette experiment”) **Refined by:** [excluding] **PUBLICATION YEARS:** (1974 – 1981 *OR* 2019 *OR* 2020 *OR* 2021) **AND DOCUMENT TYPES:** ( ARTICLE ) **AND LANGUAGES:** ( ENGLISH ) **AND WEB OF SCIENCE INDEX:** ( WOS.SSCI ) **Timespan:** All years. **Indexes:** SCI-EXPANDED.

Similarly, the following search string was used to identify FSEs with Scopus:

(**TITLE-ABS-KEY** ( ( “factorial survey experiment” ) ) ) *OR* **TITLE-ABS-KEY** ( ( “factorial survey” ) ) *OR* **TITLE-ABS-KEY** ( ( “vignette study” ) ) *OR* **TITLE-ABS-KEY** ( ( “vignette experiment” ) ) ) **AND PUBYEAR** > 1981 **AND PUBYEAR** < 2019 **AND** ( **LIMIT-TO** ( SUBJAREA , “SOCI” ) ) **AND** ( **LIMIT-TO** ( DOCTYPE , “ar” ) ) **AND** ( **LIMIT-TO** ( SRCTYPE , “j” ) ) **AND** ( **LIMIT-TO** ( LANGUAGE , “English” ) )

Based on those search strings, we identified 148 publications in the Web of Science and 301 publications in Scopus for the entire time period (1982–2018; last search date: 26 March 2021), with substantial overlap between the two databases. After taking into account the overlap, 353 publications remain in the sample from the Web of Science and Scopus.

Upon closer inspection it turned out that not all of these 353 publications meet the scope condition of our review to report on empirical applications of FSE in the social sciences. Different reasons lead to the exclusion of some publications. The applied exclusion restrictions were as explained in the following (for the excluded number of publications by criteria see Table A1 in the online appendix). Further

4 We used the displayed search string to collect data from the Web of Science last time in March 2021. After the last search, the Web of Science database received various substantial updates and extensions in 2021, including a fundamental update of the search tool and a new code structure to search for publications. As a result, the reported search string of our review is not working with the recent version of the Web of Science.

inspection of the publications showed, that some publications did not employ an FSE but introduce the FSE methodology (e.g. Taylor, 2005). In a similar vein, some publications report only results of a pilot study to introduce FSEs or discuss them in light of a specific research area (e.g. Liebig et al., 2015). In some instances, qualitative researchers use vignettes and many health-related research use case scenarios (Kiesewetter et al., 2018) to describe a scenario, but without applying typical aspects of FSEs (e.g. random assignment, varying dimensions). In addition, past research sometimes confounds FSEs with factorial experiments (e.g. Baker, 1983). We did not include these in total 85 studies in our review.

In addition, a small but growing number of publications address methodological research questions on FSEs (e.g. for varying the number of vignette dimensions, see Auspurg & Jäckle, 2017). In the following, we will only provide statistics on substantive research using FSEs, and exclude review articles, as well as methodological research on FSEs. However, these contributions are part of our discussion on methodological advances. In this part of the review, we also discuss insights from more recent methodological contributions.

Finally, we decided to focus on studies with textual vignette descriptions (including tables), but did not include studies using visual stimuli, such as pictures and video vignettes in our review (e.g. see Oberoi et al., 2016; Wouters & Walgrave, 2017). The main reason was that these studies are often not completely comparable with research using text vignettes: Studies using video or photo vignettes often vary a lower number of dimensions due to the effort involved in manipulating visual stimuli, and the cognitive processes of the respondents when seeing visual stimuli might be fundamentally different from those when reading text.

Hence, our final dataset based on Scopus and the Web of Science contains 261 publications that met the described criteria. Moreover, the final data considers all 106 publications identified by Wallander (2009) and 74 publications that cite Wallander (2009) and were not listed in the Web of Science or in Scopus. Overall, our final analytical sample contains 441 publications. A list of included publications can be found in Table A2 in the online appendix.

We then created a dataset containing detailed information on each publication. We retrieved most information from the ‘data and methods’ section and, in some instances, from the ‘appendix’. To summarise how the field has developed, we collected information about the research topic and classified the outcome measurement of each publication to indicate whether respondents were asked to make a hypothetical judgement (e.g. fairness of earnings) or to state a behavioural intention (e.g. willingness to pay for a service). In addition, the data contain information about the survey sampling strategy, the number of vignette dimensions, the measurement of the outcome, the vignette sampling strategy, and the applied statistical analysis.



Unfortunately, some publications did not report details about the FSEs in terms of design. In particular, several recent publications did not contain information about how vignettes have been sampled from the vignette universe. The fact that we could not retrieve this information, even after an extensive search, is alarming and calls for establishing standards of how to document and report design aspects of FSEs.

All publications were classified by three different coders. The interrater reliability between the three raters was sufficient ( $r=0.89$ ) for numerical indicators such as the number of dimensions, the number of ratings, or the outcome measure. In contrast, we found the lowest interrater reliability ( $r=0.54$ ) for the binary indicator for sensitive research topics. We have not given detailed statistics on sensitivity in the paper, but cover the topic in our discussion on the predictive validity of FSEs.

## Description of the Sample: Research Areas

Before focusing on methodological advances and unresolved concerns, we *update* the work of Wallander (2009). Figure 3 plots the top 10 FSE publication topics before and since 2007 in terms of absolute and relative frequency. We identified research areas in which FSEs have been increasingly used since Wallander's review, which is why we centre on 2007 as the cut-off point and examine the development of FSE publications before and since 2007. As classification is sometimes not straightforward (e.g. research on school-to-work transitions), the categories of the classification are not disjunct. An article could fall in two or more categories.<sup>5</sup>

As Figure 3 shows, most studies ( $N=58$ ) have used FSEs to study *crime and justice* topics (Lyons, 2008; Tolsma et al., 2012). This research area was the most prevalent topic among FSE publications until 2006. The number of published FSEs about justice has decreased to 43 since 2007, but FSEs are still often applied in this field. In contrast, FSEs are increasingly applied in other areas over time. The categories *health and care* and *work* display the highest increase in absolute numbers, with 68 and 42 applications since 2007. Overall, 37% of all published FSEs that we identified examine *health and care*-related topics, such as care planning and needs (Baughman et al., 2019; Jörg et al., 2006), or *work*-related topics, such as hiring intentions (Di Stasio & Gërkhani, 2015; van Belle et al., 2018). However, research is not restricted to these topics. FSEs are used to study diverse aspects, and, as a result, we did not classify a certain number of studies under a separate category, but rather as *other topics* (overall 9%). This includes research about sport behaviour (Chatfield et al., 2018), corruption (Graeff et al., 2014), and the willingness to

---

5 For instance, Haase et al. (2016) examined the male breadwinning model, a topic that might be included in the work or family category. In such an instance, we included the article in both categories.

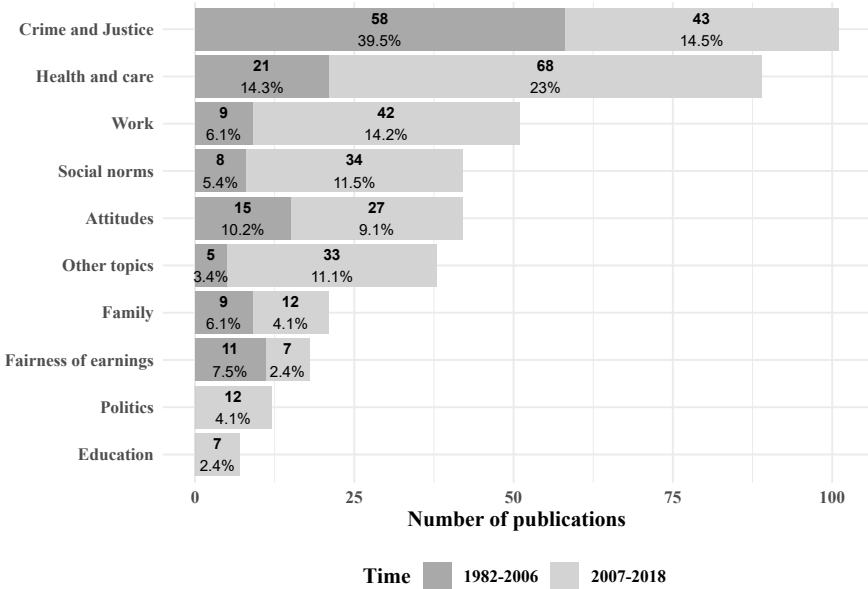


Figure 3 Top 10 FSE publication topics before and since 2007

provide (para) data (Couper & Singer, 2012). In addition to the top 10 topics, FSEs have less frequently been used to study conflict behaviour (see Baron et al., 2001; Bell & Forde, 1999), consumption (Moynihan, 2013; Cahan, 1996), and mobility behaviour (see Abraham et al., 2010; Teti et al., 2016). We classified, but excluded these topics in Figure 3 due to the small number of publications since 2007.<sup>6</sup>

With regard to respondents’ countries of origin, Wallander (2009) reported studies from seven different countries, but over 80% were based on populations from the US. For our review, we observed 294 articles from 41 different countries since 2007. Many studies rely on US populations (31%), but a substantial number of publications come from other countries, chief among them the Netherlands (14%), Germany (13%), and the UK (7%). The growing number of respondents’ countries of origin also illustrates the increased popularity.

6 In recent years, the amount of methodological research has grown as well, but methodological research remains rare in comparison to hot topics and the overall amount of FSE studies.

## Description of the Sample: Applied Methods

In addition to the diversity of FSE regarding research topics and respondent's country of origin, Wallander (2009) reported that almost every second study aims to make inferences from experimental results to a general population. However, in the first review, it remained unclear which sampling strategy most researchers used for such inferences from the sample to apply to the target population. In the case of a non-probability sample, experiments still provide internally valid estimates of a treatment effect due to the random assignment of subjects to treatment conditions. However, the effect estimates of a convenience sample cannot necessarily be generalised beyond the specific subgroup under investigation in the case of effect heterogeneity across individuals. As our data show, approximately 47% use probability and 53% non-probability samples. Within the group of studies using non-probability samples, most authors have relied on convenience samples, in particular from the student body. However, in a few cases, researchers used referral (4%) and purposive samples (2%). Reflecting most recent studies, another 9% of non-probability samples have used samples from the crowdsourcing website Amazon Mechanical Turk (M-Turk). Hence, while the use of non-probability sampling might often be unproblematic for generalising experimental results if one is willing to assume the absence of effect heterogeneity, most FSEs do not fully utilise the potential of FSEs to generate 'representative' samples. As a consequence, in the most extreme case, the findings from a part of the literature might not be generalisable to the target population. In addition, the use of non-probability samples raises questions about the adequacy of inferential statistics, which is frequently applied with such data.

As Wallander revealed in her review, many studies have not applied methods for clustered data, even though a substantial number of vignette studies depend on a within-subjects design with two or more vignette ratings per respondent. In our review, 86% of the studies relied on a within-subjects design. The average number of vignettes per person is nine, with a maximum of 110, and 50% of the studies ask for five or more ratings. Given the broad use of within-subjects designs, the hierarchical structure of the data needs to be considered: Each person provides several ratings. Consequently, single observations are clustered and are no longer independent from each other. Clustered data violate the assumption of regression analysis that residuals are independent and identically distributed. Without adjustments for the clustered data structure, standard errors from a regression analysis are biased. The two most common ways to address this problem are (a) multilevel models with random or fixed effects and (b) robust standard errors clustered around individuals (see Maas & Hox, 2004; Raudenbush & Bryk, 2002; Snijders & Bosker, 2012). Figure 4 contains a proportional stacked area chart to display the proportions of statistical methods used to analyse FSEs with a within-design over time. Forty-six percent of published articles in 2000–2004 presented the results of a regres-

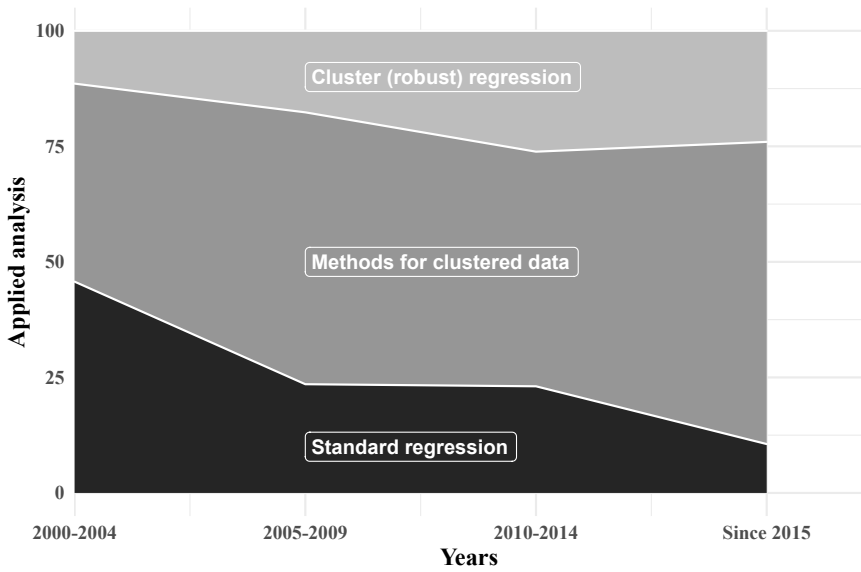


Figure 4 Statistical analysis methods in FSE publications

sion analysis without taking clustered data structure into account. This proportion fell considerably over time. Most studies published since the first review paper no longer ignore the issue. In the period of 2015–2018, the majority of most recent publications used methods for hierarchical data (69%) or relied on cluster-robust standard errors (26%), while only 5% did not take clustering into account.

## Methodological Advances and Unresolved Questions

This section discusses more recent methodological insights and advances in the design of FSEs. First, we introduce ways to improve the efficiency of the vignette design in the face of a large vignette universe. Second, we provide recent methodological findings regarding the consequences of the vignette design for the validity of the results. We place particular emphasis on the complexity and realism of vignettes, but also cover issues of presentation style and choice of response scales. Finally, recent scholarly publications have examined the relationship between behavioural intentions stated in FSEs and actual behaviour. We discuss why FSEs may or may not help to provide insights into human behaviour, and provide an over-

view of existing studies examining the predictive validity of FSEs. While not all these methodological discussions will lead to clear recommendations, we believe it is important to draw attention to these topics, both for a reflected use of FSEs by applied researchers, and to provide motivation for future methodological research.

## Design Efficiency

The *vignette universe* contains all vignettes, which result from the combination of all levels of each dimension (*full factorial*) in an FSE. For example, the vignette universe of an FSE with seven dimensions and four levels of each dimension contains  $4^7=16.384$  unique vignettes as a result of the Cartesian product. Researchers can use the full factorial in the case of a small universe.<sup>7</sup> However, the vignette universe quickly becomes very large. In such an instance, scholars must construct an experimental design such as *random sampling*, *randomised block confounded factorial (RBCF) designs*, and *D-optimal designs* to draw a smaller, more manageable subset from the vignette universe.

Random sampling techniques reduce the number of vignettes by drawing for each respondent a random set of vignettes from the universe. Random sampling techniques generate an orthogonal (FSE dimensions are uncorrelated) and completely unconfounded vignette set if the vignette sample approaches infinity, but not necessarily for smaller vignette sample sizes (Jasso, 2006; Su & Steiner, 2020). Both other *fractional factorial designs* try to actively increase the efficiency of the experimental plan compared to random sampling techniques.<sup>8</sup> For instance, RBCF designs use experimental plans to split the vignettes into several vignette sets of equal size, such that only higher-order interaction effects are confounded with the sets.<sup>9</sup> In a similar manner, a D-optimal design is the outcome of a computational optimisation process. A D-optimal design tries to maximise the precision of parameter estimates by searching for an orthogonal and balanced (levels have

---

7 This illustrates another advantage of FSEs. The levels of different dimensions are often highly correlated with each other in surveys and other observational studies (see Auspurg & Hinz, 2015a, p. 10). By using the full factorial, all considered dimensions in an FSE are uncorrelated by design (orthogonal) due to the combination of all dimensions and levels. Orthogonality is a main strength of FSEs since the causal effect of each dimension is identified in such a design.

8 Design efficiency refers to the statistical power of the vignette sample (experimental design) to estimate parameters for main dimensions and interaction effects with a high degree of precision. For more information about design efficiency and recent developments, see Dülmer (2016) or Su and Steiner (2020).

9 As Su and Steiner (2020, p. 36) denoted: “RBCF designs are typically restricted to simple designs with a few factors and ideally the same number of factor levels. For more complex designs that involve large vignette populations, generated from a large number of factors (i.e. five or more factors) with unequal numbers of factor levels (i.e. 2–10 or more levels), adequate RBCF designs might not exist or be challenging to construct”.

equal frequencies) vignette sample of the universe (see Dülmer, 2016). A computer algorithm searches iteratively for combinations of each dimension to optimise the precision of parameter estimates for all main effects and may—depending on specifications—also optimise precision for two-way or higher-order interactions (see Kuhfeld et al., 1994).

Thus, such *fractional factorial designs* have advantages compared to random samples. Researchers do not have to rely on chance that the random sample is the most efficient design and that key assumptions such as orthogonality hold. For instance, research indicates that D-optimal designs outperform random sampling techniques and a full factorial in the case of a small random sample from the vignette universe due to higher statistical power to estimate interaction effects (Dülmer, 2007). Especially in the social sciences, interaction effects are often of major interest. A random sample is not ideal to estimate these effects, and sometimes interactions are not identified by the design at all.

However, most past research has used random samples of the vignette universe. Only one study (Buskens & Weesie, 2000) out of 44 articles that relied on a vignette sample also used a fractional factorial design until 2006 (see Wallander, 2009, p. 512). In addition to the fact that those designs were not very well-known back then, most statistical software packages had not implemented packages at that time to draw a D-optimal design and to calculate a design's efficiency. Although fractional factorial designs are now broadly accepted as a useful sampling technique, the unfortunate situation on the software side remains almost unchanged (for an implementation in SAS, see Kuhfeld et al., 1994). Hence, we suspect that an increasing, but still minor share of recent studies uses a D-efficient design.

Our literature review corroborates this apprehension. Figure 5 depicts the use of different vignette sampling techniques over time based on a proportional stacked area chart. Random vignette samples were the most common technique in the period of 2000-2004. Seventy-one percent of all FSE articles report using a random sample of the vignette universe. As Figure 5 shows, there is a clear time trend. While the large majority of studies published during 2000–2004 used random samples of vignettes, only 25% of the identified publications after 2014 did so. However, random sampling techniques are far from being fully replaced by fractional factorial or full factorial designs, although we find an increasing amount of both, especially for full factorial designs since 2000. Unfortunately, a small, but growing amount of research does not provide any information about the process of vignette sampling.

In sum, random sampling techniques are easy to implement and might be a sufficient choice in the case of a small vignette universe and large sample sizes. However, random sampling techniques come with the risk of potentially confounding main and interaction effects, and require untestable assumptions about the absence of certain interactions. RBCF and D-optimal designs help to avoid

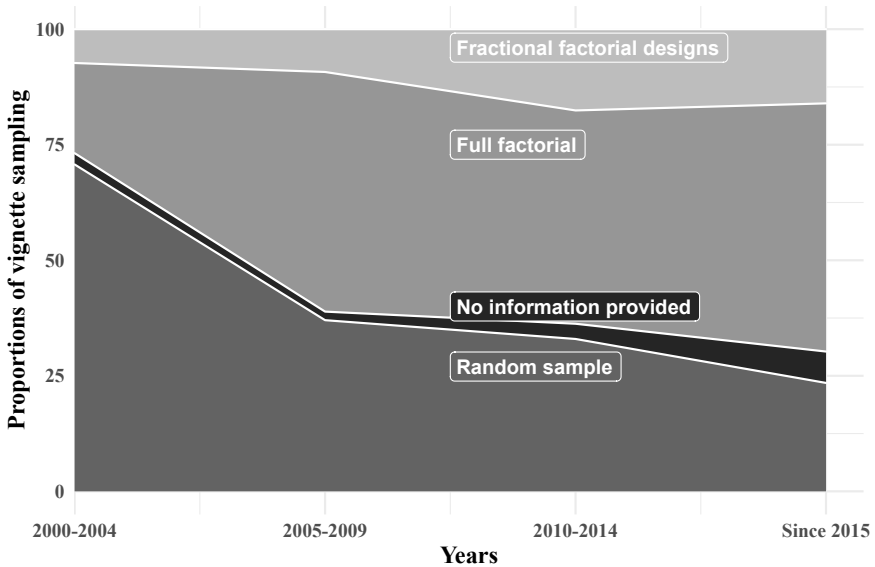


Figure 5 Vignette sampling strategies in FSE publications

such threats to internal validity by securing the orthogonality of main and interaction effects, and often increasing statistical power. Even if more time investment is needed to determine and implement these designs, we especially recommend using them in the case of small samples and a large vignette universe to avoid confounding and underpowered FSEs.

## The Realism and Complexity of Vignette Designs

Decisions about the design of a vignette can have far-reaching consequences in terms of internal and external validity. In terms of *complexity*, a very simple scenario with only a few dimensions and rather low variation across several presented vignettes may lead, on the one hand, to boredom and fatigue effects in within-subjects designs. On the other hand, very detailed scenarios with many dimensions may seem more *realistic*, but providing too much information may cause cognitive overload, especially if the number of ratings is high. Participants may no longer be able or willing to pay attention to the vignette or to all provided dimensions in the case of information overload. Instead, participants may switch to response sets, use cues and heuristics to come to a decision without too much cognitive effort. Such satisficing behaviour is well-known for conventional survey items (see Krosnick, 1991) and can also occur in different forms in FSEs (see Shamon et al., 2019). For

example, the findings of Auspurg and Jäckle (2017) imply that a large number of dimensions (e.g. 12 dimensions) can lead to order effects.<sup>10</sup>

As a consequence, researchers should avoid both too simple and too complex vignettes as well as unrealistic, implausible, and illogical scenarios (e.g. a professor without a school degree). Research shows that the use of such scenarios reduces the internal validity of inferences, because respondents no longer pay attention to the dimensions or, in the worst case, do not take the survey seriously (see Auspurg & Hinz, 2015a, pp. 40–42). That said, how many dimensions should approximately be provided to prevent boredom effects and cognitive overload among participants? The current state of research recommends seven dimensions to provide a good balance between simplicity and complexity (see Auspurg & Hinz, 2015a, pp. 18–22; Sauer et al., 2011). However, this is just a rough rule of thumb, since the choice should be guided by theory and depends on other factors such as research topic, survey length, respondents' motivation and cognitive skills as well as other FSE design aspects.

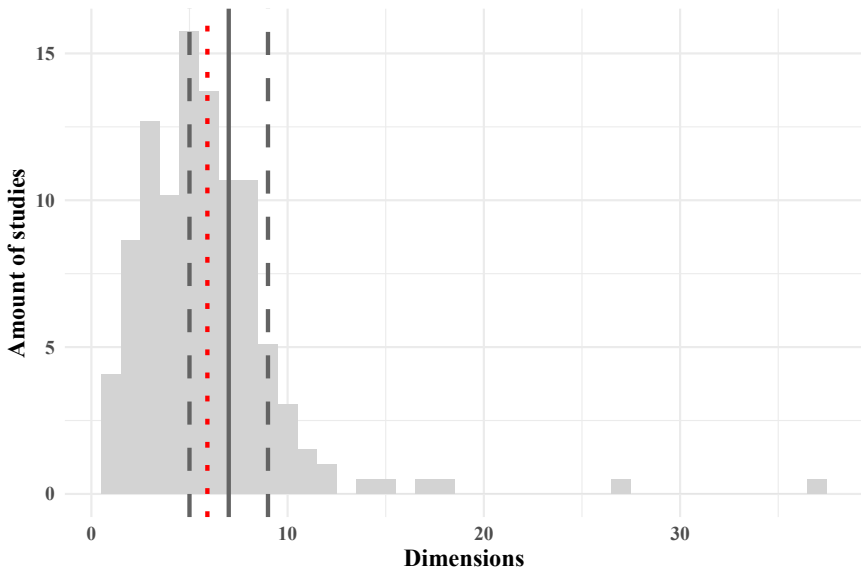
As Wallander (2009) reported, the number of dimensions in FSE studies published until 2006 has varied greatly between two (Steen & Cohen, 2004) and 25 (Thurman et al., 1988), with a median of six dimensions (see Wallander, 2009, p. 512). As Figure 6 indicates, this finding still holds for recent studies, which frequently deviate from this rough seven dimensions rule of thumb. While the average number of dimensions used in prior research since 2006 is 5.7, a substantial amount of research provides more than nine or less than five dimensions. Overall, 57% fall into the range of seven dimensions, while 38% of the publications provide fewer and 5% more vignette dimensions. Even after restricting the sample to FSE studies that are (a) more recently published and (b) have several ratings per person, we found that 42% of the studies use more or less vignette dimensions than suggested by the methodological literature.

Another important aspect concerning complexity is the *presentation style* of the vignette. Most researchers use text vignettes, while other forms of multifactorial survey experiments, such as conjoint analysis and choice experiments, often present FSE dimensions in tabular format. The cognitive load of reading a table is likely lower than reading a text with or without highlighted dimensions, which might affect response behaviour. Only recently has the first research about the differences between both presentation styles in FSE been published. Based on a student sample, Sauer et al. (2020) found no significant differences between presentation styles in relation to vignette rating and non-response. In contrast, Shamon et al. (2019) reported less non-response, in particular refusals, for a tabular presentation

---

10 Auspurg and Jäckle (2017) further found that respondents' degree of uncertainty about a topic influences the likelihood of order effects, while other studies discovered no (Robbins & Kiser, 2018)—or at least no strong—evidence for order effects of FSE dimensions (Düval & Hinz, 2020).





*Note:* The histogram shows the number of dimensions in FSE applications (2007–2018) with at least two ratings per person. The red dotted line displays the mean value of all included dimensions, a grey solid line displays the rule of thumb, and grey dashed lines denote the threshold of the rule of thumb.

*Figure 6* Number of dimensions in FSE publications 2007-2018

than for textual scenario descriptions with and without underlining varied information, especially to the less-well educated people. Thus, given the results of these two studies that rely on different samples, the presentation style may affect response behaviour and data quality especially for less educated respondents but may matter less for other participants. Thus, keeping the limited number of studies in mind, one may cautiously conclude that using a tabular format may not hurt in some contexts, but may be beneficial depending on respondents' background. Since these are just first preliminary conclusions, more research needs to address under which circumstances—including the realism of the vignette and the complexity of the examined topic—the presentation style may affect the quality of the data.

Finally, the realism and complexity of a scenario also depend on the information provided and omitted. FSEs rely on the important yet underappreciated *assumption of information equivalence* (Dafoe et al., 2018). Participants need all relevant information necessary to assess a situation and to provide a meaningful answer. If a vignette lacks important aspects, respondents may update their beliefs and fill in the missing pieces in accordance with their expectations or stereotypes.

Given that respondents' expectations and stereotypes might not be exogenous to the individual background and the presented treatments, the lack of relevant information may lead to biased inferences about effects and causal mechanisms at work, which violates the assumption of information equivalence since individuals base their response on different information. For this reason, Dafoe et al. (2018, p. 406) proposed and evaluated three strategies for achieving information equivalence. The first strategy—encouraging respondents to think of an abstract instead of a real-world scenario—turned out to be ineffective. In contrast, the second strategy—using covariate control by specifying background details to prevent respondents from updating their beliefs—helped at least to reduce imbalance for the specified variables. The third strategy relies on framing the vignette scenario as the outcome of a random assignment process. Respondents are told that the treatment is the outcome of a random process (e.g. lottery, natural experiment) to make respondents believe that the treatment is not correlated with other, omitted dimensions, which may have an impact on the respondent's vignette rating. The third strategy turned out to be most effective in the study, while it remains open to future research to examine how effective this strategy is in other contexts. Irrespective of the findings of follow-up research, it becomes clear that design choices determine how realistic respondents perceive the described scenario to be, and how internally and externally valid inferences from the FSE will be. As our discussion underlines, this task is not just a technical exercise, but requires theoretical guidance and in-depth knowledge of the research topic under investigation.

## Predictive Validity

Figure 7 depicts the number of articles in our analytical sample across time based on a stacked area chart. As Figure 7 shows, FSEs are increasingly used not only to study attitudes and hypothetical judgements (dark grey area), but also to explore the determinants of behavioural intentions (light grey area). On average, in each time period, approximately 45% of all FSE studies focus on behavioural intentions, with the strongest boost since 2010. For instance, FSEs are currently used to study willingness to pay (see Bekkers, 2010; Bridoux et al., 2016), hiring and job decisions (see Di Stasio & Gërkhani, 2015; van Belle et al., 2018), mobility behaviour (see Abraham et al., 2010; Teti et al., 2016), or medical and care decisions (see Drewniak et al., 2016; Shlay, 2010).

Obviously, an FSE does not measure actual behaviour, but asks participants to assess a hypothetical scenario based on the information provided. Hence, FSEs gauge self-reported behavioural intentions in a hypothetical situation. Thus, an important question regards the *predictive validity* of such measures (see Eifler & Petzold, 2019; Petzold & Wolbring, 2019): To what extent do hypothetical intentions correspond with real-world behaviour?

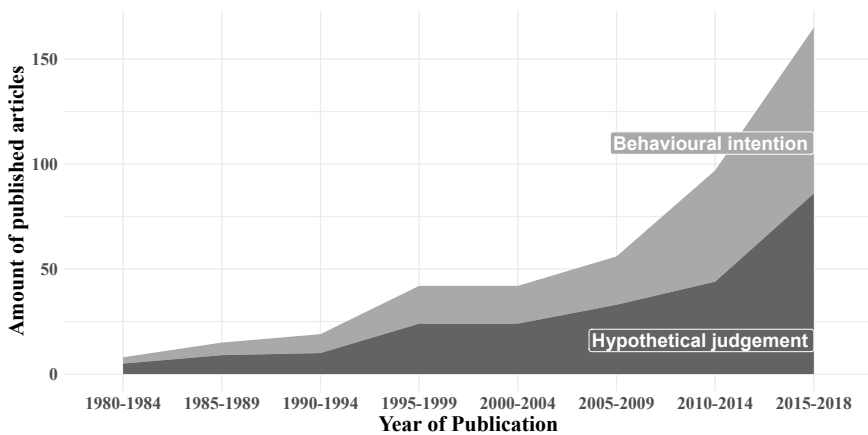


Figure 7 Behavioural intentions in FSE publications

A stated intention does not always correspond very well with real-world behaviour (see Barabas & Jerit, 2010; Collett & Childs, 2011). As the theory of planned behaviour (Fishbein & Ajzen, 2010) suggests, and as outlined by Petzold and Wolbring (2019) for FSEs, intentions may only translate into actual behaviour under certain conditions. For instance, actors might plan to act in a certain way, but in reality lack behavioural control or face the high costs of an action. For this reason, FSEs are sometimes criticised for lacking ‘*psychological realism*’ and predictive validity. In contrast, one could argue that although behavioural intentions do not perfectly predict real-world behaviour, they are important determinants of actual decision-making. Thus, showing what influences behavioural intentions might provide insights into the determinants of human action.

Unfortunately, the current state of research is small and inconclusive about the predictive validity of FSEs. Some evidence suggests low behavioural validity, with substantial differences between hypothetical decision-making and a behavioural benchmark regarding the distribution of the outcomes and their determinants (e.g. Pager & Quillian, 2005; Findley et al., 2017). In contrast, another group of studies concluded that FSEs have high predictive validity, and that the dimensions of an FSE sufficiently correspond with a behavioural benchmark (see Drasch, 2017; Hainmueller et al., 2015; Nisic & Auspurg, 2009; Raub & Buskens, 2008). Finally, a third group of studies offer results that are both partly in line with the first and the second position (e.g. Barabas & Jerit, 2010; Eifler, 2010; Petzold & Wolbring, 2019). They document that distributions of intended and actual behaviour clearly deviate from each other, indicating that other factors (such as social desirability and the costs of an action) co-determine decision-making in the real world. Despite the

reported differences in levels, these studies found that FSEs seem to provide correct estimates of behavioural determinants regarding direction and relative effect sizes (see, however, Barabas & Jerit, 2010).<sup>11</sup>

Thus, the current state of research does not justify generally rejecting FSEs as a way of generating insights into determinants of behaviour, or using FSEs uncritically for all research questions in terms of behaviour. However, this ambiguous state of research raises several questions for future research that should be kept in mind when deciding whether to use an FSE to answer a specific research question and how to design it. In particular, the state of research raises the question: Under which conditions does an FSE have higher or lower predictive validity regarding human behaviour? Different factors must play a role in such theoretical considerations, including methodological aspects that affect the realism of the vignette, respondents' experience with the decision situation, and the sensitivity of the topic under investigation.

Concerning sensitivity, Wallander (2009) reported numerous FSEs on a wide range of topics that might be potentially affected by social desirability. Previous research has used FSEs to study *racial prejudice* (Shlay, 1986; St. John & Healdmoore, 1995), *sexual harassment* (Hunter & McClelland, 1991; Weber-Burdin & Rossi, 1982), and *drinking and driving* behaviour (Applegate et al., 1996; Thurman et al., 1993). Past research on sensitive questions and social desirability bias suggests that FSEs are better suited for studying sensitive questions than direct questions (see Alexander & Becker, 1978; Auspurg et al., 2015), and seem to outperform specific survey techniques such as the randomised response technique, which has been developed to attenuate social desirability bias in surveys (Armacost et al., 1991). Being better suited than other methods to attenuate social desirability bias does not imply that FSEs cannot suffer from social desirability bias and are adequate for examining sensitive topics. Social desirability might still be substantial and undermine causal inferences, especially if respondents become aware of the research topic. Respondents may quickly realise what the actual focus of the FSE is if the number dimensions is low, if the variation of the vignette is highlighted, or if several vignettes are rated sequentially in a within-subjects design. To our knowledge, only two studies have experimentally compared *within-subjects* with *between-subjects designs* with inconclusive results regarding the impact of

---

11 One important reason for this inconclusive state of research regarding the predictive validity FSEs might be that the reported validation studies rely on very different research designs, including within-person comparisons (e.g. Pager & Quillian, 2005), natural experiments (e.g. Hainmueller et al., 2015) and experimental designs (e.g. Petzold & Wolbring, 2019). Obviously, the limitations of a design for the estimation of a behavioural benchmark can result in biased estimates and undermine the validation strategy. Further, the measurement of the outcome, the sampling strategy of the FSE, and the behavioural benchmark differ in many of these validation studies, which might undermine comparability (see Petzold & Wolbring, 2019).

*within-subjects designs* in terms of social desirability (see Auspurg et al., 2015; Walzenbach, 2019). Given the small body of methodological research, we recommend conducting pre-tests to assess the sensitivity of a research topic or of an FSE dimension instead of relying on the general claim that an FSE is better equipped to address sensitive questions.

In addition, one might also suspect that FSEs have higher predictive power if a respondent is familiar with the described situation and if the scenario resembles the actual decision-making process in real life (Hainmueller et al., 2015). As a consequence, one might assume that moving decisions are well evaluated by respondents, who seriously consider or prepare an actual move. Planned behaviour may correspond well with actual behaviour in such an instance. In contrast, some survey participants might not even have in mind in which situation they perceive jaywalking to be acceptable. This may explain why past research has concluded that the same dimensions for the intention to move predict actual moving behaviour (e.g. Nisic & Auspurg, 2009), while predictive power is rather low in the case of jaywalking (Eifler, 2007). These considerations are speculative, but they illustrate that future research should focus more on the predictive validity of FSEs and the development of a theory specifying the conditions under which FSEs are informative about determinants of actual behaviour. To this end, more theory-driven validation studies appear promising, with systematic variation of the discussed factors.

## Conclusions

This paper provides a literature review about the use of FSEs in the social sciences (1982–2018). Our literature review shows that the field of FSEs has developed rapidly since the mid-2000s. They are increasingly being applied in different research areas such as crime, care and health, work, and among scholars from different countries, in particular from the US, Germany, the Netherlands, and the UK. Approximately half of recent studies have relied on non-probability samples (such as convenience, referral, and purposive samples; and samples from the crowd-sourcing platform Amazon Mechanical Turk), raising questions about both the generalisability of results and the use of significance testing. Most recent studies have depended on within-subjects designs, and almost all have used state-of-the-art techniques to analyse such clustered data. In contrast, more recent advances in procedures for sampling vignette sets from a large vignette universe, such as *D-optimal* and *RBCF designs*, have not entered applied research to the same extent. While these techniques help to design FSEs in an order to avoid the confounding of main and interaction effects, and to optimise statistical power, they require additional expertise, specialised software, and time investment. Nonetheless, we especially recommend making extra investments in the case of small samples and

a large vignette universe, while the use of random sampling techniques still leads to inefficiencies and untestable assumptions, but might be acceptable in the case of very large sample from the vignette universe.

Several methodological questions remain unresolved concerning the realism and complexity of vignettes, social desirability, and the predictive validity of FSEs with respect to human behaviour. Regarding the *complexity and realism of vignettes*, we focused on the number of dimensions in an FSE and highlighted that simple scenarios may lead to boredom and fatigue effects, while very detailed scenarios may seem realistic but cause cognitive overload among respondents. However, a 'one-size-fits-all' rule regarding the complexity of vignettes and the number of vignette dimensions does not exist and is unlikely to emerge in the future. Thus, the design of factorial surveys should rely on theoretical considerations, and not just on considerations related to technical aspects of the experimental design. For example, researchers need to take into account the individual background, motivation and cognitive skills of their respondents as well as peculiarities of their research topic. Furthermore, the complexity of a vignette design and the related cognitive load depend not only on the number of dimensions (ratings), but also on other design elements, such as the measurement of the outcome and the vignette presentation style (e.g. Sauer et al., 2020).

In a similar vein, some researchers have used video vignettes to present scenarios. Audio-visual stimuli seem very promising and have the potential to increase the realism of vignettes substantially. Nevertheless, researchers should be aware that conducting video vignettes is demanding and may introduce new methodological pitfalls, such as the confounding of vignette dimensions with the (non)verbal expressions of the actors. Video vignettes may also be prone to other well-known methodological aspects (such as social desirability) due to the salience of certain vignette dimensions (see Ceuterick et al., 2020). Hence, researchers should carefully consider which presentation style seems most adequate. Instead of a 'one-size-fits-all' rule, we recommend relying on theoretical considerations and pre-tests to assess the various FSE design aspects. For example, theory can help to identify potential interactions between the research topic, the number of ratings per person, and the number of dimensions. Moreover, participants might be differently affected depending upon their motivation to take part in the survey, their cognitive skills, previous experience, and familiarity with the described situation (see Sauer et al., 2011; Teti et al., 2016).

Further, our review shows that FSEs are not only increasingly being used to study attitudes, but also to explore the determinants of behaviour, and in each observed time period, approximately 45% of all FSE studies focus on behaviour as an outcome. We indicated that the current state of research is inconclusive and raises several methodological and theoretical challenges for future validation studies. These questions illustrate that future research should aim to integrate previous

research and to formulate a theory that specifies the conditions under which FSEs are informative about the determinants of actual behaviour. As long as such theory does not exist, it appears neither warranted to reject FSEs to generate insights into determinants of behaviour, nor to apply them uncritically. When making inferences from stated intentions in FSEs to actual behaviour in the real world, potential differences need to be considered, such as the possibility of an intention-behaviour gap, respondents' lack of familiarity with the decision situation, and biases due to social desirability.

Finally, there is a need for better documentation and reporting standards to assess the methodological aspects of FSEs. In a substantial number of publications, key information about the FSE design was hard to find, buried in online appendices, or not reported at all. In particular, it was alarming that an increasing number of recent publications did not contain information about how the vignettes were sampled from the universe. The fact that we could not retrieve this information, even after an extensive search, is alarming and indicates the need to establish clear documentation and reporting standards for FSEs. This includes all methodological aspects that are necessary to assess the quality of an instrument and to conduct replications and follow-up studies.

## References

- Abraham, M., Auspurg, K., & Hinz, T. (2010). Migration Decisions within Dual-earner Partnerships: A Test of Bargaining Theory. *Journal of Marriage and Family*, 72(4), 876–892. <https://doi.org/10.1111/j.1741-3737.2010.00736.x>
- Adamle, K. N., Ludwick, R., Zeller, R., & Winchell, J. (2008). Oncology Nurses' Responses to Patient-initiated Humor. *Cancer Nursing*, 31(6), E1-9. <https://doi.org/10.1097/01.NCC.0000339243.51291.cc>
- Alexander, C. S., & Becker, H. J. (1978). The Use of Vignettes in Survey Research. *Public Opinion Quarterly*, 42(1), 93–104. <https://doi.org/10.1086/268432>
- Applegate, B. K., Cullen, F. T., Link, B. G., Richards, P. J., & Lanza-Kaduce, L. (1996). Determinants of Public Punitiveness toward Drunk Driving: A Factorial Survey Approach. *Justice Quarterly*, 13(1), 57–79. <https://doi.org/10.1080/07418829600092821>
- Armocost, R. L., Hosseini, J. C., Morris, S. A., & Rehbein, K. A. (1991). An Empirical Comparison of Direct Questioning, Scenario, and Randomized Response Methods for Obtaining Sensitive Business Information. *Decision Sciences*, 22(5), 1073–1090. <https://doi.org/10.1111/j.1540-5915.1991.tb01907.x>
- Atzmüller, C., & Steiner, P. M. (2010). Experimental Vignette Studies in Survey Research. *Methodology*, 6(3), 128–138. <https://doi.org/10.1027/1614-2241/a000014>
- Auspurg, K., & Hinz, T. (2015a). *Factorial Survey Experiments*. Sage.
- Auspurg, K., & Hinz, T. (2015b). Multifactorial experiments in surveys: Conjoint analysis, choice experiments, and factorial surveys. In M. Keuschnigg & T. Wolbring (Eds.), *Soziale Welt Sonderband: Vol. 22. Experimente in den Sozialwissenschaften* (1st ed., pp. 291–315). Nomos.

- Auspurg, K., Hinz, T., & Sauer, C. (2017). Why Should Women Get Less? Evidence on the Gender Pay Gap from Multifactorial Survey Experiments. *American Sociological Review*, *82*(1), 179–210. <https://doi.org/10.1177/0003122416683393>
- Auspurg, K., Hinz, T., Sauer, C., & Liebig, S. (2015). The factorial survey as method for measuring sensitive issues. In U. Engel, B. Jann, P. Lynn, A. C. Scherpenzeel, & P. Sturgis (Eds.), *Improving Survey Methods: Lessons from Recent Research* (pp. 137–149). Routledge Taylor & Francis Group.
- Auspurg, K., & Jäckle, A. (2017). First Equals Most Important? Order Effects in Vignette-Based Measurement. *Sociological Methods & Research*, *46*(3), 490–539. <https://doi.org/10.1177/0049124115591016>
- Aviram, H. (2012). What would you do? Conducting web-based factorial vignette surveys. In L. Gideon (Ed.), *Handbook of Survey Methodology for the Social Sciences* (pp. 463–473). Springer.
- Bader, F., Baumeister, B., Berger, R., & Keuschnigg, M. (2019). On the Transportability of Laboratory Results. *Sociological Methods & Research*, *62*. <https://doi.org/10.1177/0049124119826151>
- Baker, P. M. (1983). Ageism, Sex, and Age: A Factorial Survey Approach. *Canadian Journal on Aging*, *2*(4), 177–184. <https://doi.org/10.1017/S0714980800004645>
- Barabas, J., & Jerit, J. (2010). Are Survey Experiments Externally Valid? *American Political Science Review*, *104*(2), 226–242. <https://doi.org/10.1017/S0003055410000092>
- Baron, S. W., Forde, D. R., & Kennedy, L. W. (2001). Rough Justice: Street Youth and Violence. *Journal of Interpersonal Violence*, *16*(7), 662–678. <https://doi.org/10.1177/088626001016007003>
- Baughman, K. R., Ludwick, R., Jarjoura, D., Kropp, D., & Shenoy, V. (2019). Advance Care Planning in Skilled Nursing Facilities: A Multisite Examination of Professional Judgments. *The Gerontologist*, *59*(2), 338–346. <https://doi.org/10.1093/geront/gnx129>
- Bekkers, R. (2010). Who gives what and when? A Scenario Study of Intentions to Give Time and Money. *Social Science Research*, *39*(3), 369–381. <https://doi.org/10.1016/j.ssresearch.2009.08.008>
- Bell, M. L., & Forde, D. R. (1999). A Factorial Survey of Interpersonal Conflict Resolution. *The Journal of Social Psychology*, *139*(3), 369–377. <https://doi.org/10.1080/00224549909598392>
- Brenner, M., O’Shea, M., J Larkin, P., Kamionka, S. L., Berry, J., Hiscock, H., Rigby, M., & Blair, M. (2017). Exploring Integration of Care for Children Living with Complex Care Needs across the European Union and European Economic Area. *International Journal of Integrated Care*, *17*(2), 1. <https://doi.org/10.5334/ijic.2544>
- Bridoux, F., Stofberg, N., & Den Hartog, D. (2016). Stakeholders’ Responses to CSR Tradeoffs: When Other-Oriented and Trust Trump Material Self-Interest. *Frontiers in Psychology*, *6*(1992), 1–18. <https://doi.org/10.3389/fpsyg.2015.01992>
- Buskens, V., & Weesie, J. (2000). An Experiment on the Effects of Embeddedness in Trust Situations: Buying a Used Car. *Rationality and Society*, *12*(2), 227–253. <https://doi.org/10.1177/104346300012002004>
- Cahan, S. F. (1996). Political Use of Income: Some Experimental Evidence from Capitol Hill. *The Journal of Socio-Economics*, *25*(1), 69–87. [https://doi.org/10.1016/S1053-5357\(96\)90054-2](https://doi.org/10.1016/S1053-5357(96)90054-2)
- Ceuterick, M., Bracke, P., van Canegem, T., & Buffel, V. (2020). Assessing Provider Bias in General Practitioners’ Assessment and Referral of Depressive Patients with Different



- Migration Backgrounds: Methodological Insights on the Use of a Video-Vignette Study. *Community Mental Health Journal*, 56(8), 1457–1472.  
<https://doi.org/10.1007/s10597-020-00590-y>
- Chatfield, S. L., Gamble, A., & Hallam, J. S. (2018). Men's Preferences for Physical Activity Interventions: An Exploratory Study Using a Factorial Survey Design Created With R Software. *American Journal of Men's Health*, 12(2), 347–358.  
<https://doi.org/10.1177/1557988316643316>
- Collett, J. L., & Childs, E. (2011). Minding the Gap: Meaning, Affect, and the Potential Shortcomings of Vignettes. *Social Science Research*, 40(2), 513–522.  
<https://doi.org/10.1016/j.ssresearch.2010.08.008>
- Couper, M. P., & Singer, E. (2012). Informed Consent for Web Paradata Use. *Survey Research Methods*, 7(1), 57–67. <https://doi.org/10.18148/srm/2013.v7i1.5138>
- Dafoe, A., Zhang, B., & Caughey, D. (2018). Information Equivalence in Survey Experiments. *Political Analysis*, 26(4), 399–416. <https://doi.org/10.1017/pan.2018.9>
- Deaton, A., & Cartwright, N. (2018). Understanding and Misunderstanding Randomized Controlled Trials. *Social Science & Medicine*, 210, 2–21.  
<https://doi.org/10.1016/j.socscimed.2017.12.005>
- Di Stasio, V., & Gërxxhani, K. (2015). Employers' Social Contacts and their Hiring Behavior in a Factorial Survey. *Social Science Research*, 51(1), 93–107.  
<https://doi.org/10.1016/j.ssresearch.2014.12.015>
- Drasch, K. (2017). Behavioral Intentions, Actual Behavior and the Role of Personality Traits: Evidence from a Factorial Survey among Female Labor Market Re-Entrants. *Methods, Data, Analysis*, 13(2), 1–23. <https://doi.org/10.12758/mda.2017.14>
- Drewniak, D., Krones, T., Sauer, C., & Wild, V. (2016). The Influence of Patients' Immigration Background and Residence Permit Status on Treatment Decisions in Health Care: Results of a Factorial Survey among General Practitioners in Switzerland. *Social Science & Medicine*, 161, 64–73. <https://doi.org/10.1016/j.socscimed.2016.05.039>
- Dülmer, H. (2007). Experimental Plans in Factorial Surveys: Random or Quota Design? *Sociological Methods & Research*, 35(3), 382–409.  
<https://doi.org/10.1177/0049124106292367>
- Dülmer, H. (2016). The Factorial Survey: Design Selection and its Impact on Reliability and Internal Validity. *Sociological Methods & Research*, 45(2), 304–347. <https://doi.org/10.1177/0049124115582269>
- Düval, S., & Hinz, T. (2020). Different Order, Different Results? The Effects of Dimension Order in Factorial Survey Experiments. *Field Methods*, 32(1), 23–37.  
<https://doi.org/10.1177/1525822X19886827>
- Eifler, S. (2007). Evaluating the Validity of Self-Reported Deviant Behavior Using Vignette Analyses. *Quality & Quantity*, 41(2), 303–318.  
<https://doi.org/10.1007/s11135-007-9093-3>
- Eifler, S. (2010). Validity of a Factorial Survey Approach to the Analysis of Criminal Behavior. *Methodology*, 6(3), 139–146. <https://doi.org/10.1027/1614-2241/a000015>
- Eifler, S., & Petzold, K. (2019). Validity aspects of vignette experiments: Expected “what-if” differences between reports of behavioral intentions and actual behavior. In P. J. Lavrakas, M. W. Traugott, C. Kennedy, A. L. Holbrook, E. D. de Leeuw, & Brady T. West (Eds.), *Experimental Methods in Survey Research: Techniques that Combine Random Sampling with Random Assignment* (pp. 393–416). John Wiley & Sons, Ltd.  
<https://doi.org/10.1002/9781119083771.ch20>

- Findley, M. G., Laney, B., Nielson, D. L., & Sharman, J. C. (2017). External Validity in Parallel Global Field and Survey Experiments on Anonymous Incorporation. *The Journal of Politics*, 79(3), 856–872. <https://doi.org/10.1086/690615>
- Fishbein, M., & Ajzen, I. (2010). *Predicting and Changing Behavior: The Reasoned Action Approach*. Psychology Press.
- Graeff, P., Sattler, S., Mehlkop, G., & Sauer, C. (2014). Incentives and Inhibitors of Abusing Academic Positions: Analysing University Students' Decisions about Bribing Academic Staff. *European Sociological Review*, 30(2), 230–241. <https://doi.org/10.1093/esr/jct036>
- Haase, M., Becker, I., Nill, A., Shultz, C. J., & Gentry, J. W. (2016). Male Breadwinner Ideology and the Inclination to Establish Market Relationships: Model Development Using Data from Germany and a Mixed-Methods Research Strategy. *Journal of Macromarketing*, 36(2), 149–167. <https://doi.org/10.1177/0276146715576202>
- Hainmueller, J., Hangartner, D., & Yamamoto, T. (2015). Validating Vignette and Conjoint Survey Experiments against Real-world Behavior. *Proceedings of the National Academy of Sciences*, 112(8), 2395–2400. <https://doi.org/10.1073/pnas.1416587112>
- Hennessy, M., MacQueen, K. M., & Seals, B. (1995). Using Factorial Surveys for Designing Intervention Programs. *Evaluation Review*, 19(3), 294–312. <https://doi.org/10.1177/0193841X9501900304>
- Henrich, J., Heine, S. J., & Norenzayan, A. (2010). Most people are not WEIRD. *Nature*, 466(7302), 29. <https://doi.org/10.1038/466029a>
- Hunter, C., & McClelland, K. (1991). Honoring Accounts for Sexual Harassment: A Factorial Survey Analysis. *Sex Roles*, 24(11-12), 725–752. <https://doi.org/10.1007/BF00288209>
- Imbens, G., & Rubin, D. B. (2015). *Causal Inference for Statistics, Social, and Biomedical Sciences: An Introduction*. Cambridge University Press. <https://doi.org/10.1017/CBO9781139025751>
- Jackson, M., & Cox, D. R. (2013). The Principles of Experimental Design and Their Application in Sociology. *Annual Review of Sociology*, 39(1), 27–49. <https://doi.org/10.1146/annurev-soc-071811-145443>
- Jasso, G. (2006). Factorial Survey Methods for Studying Beliefs and Judgments. *Sociological Methods & Research*, 34(3), 334–423. <https://doi.org/10.1177/0049124105283121>
- Jasso, G., & Rossi, P. H. (1977). Distributive Justice and Earned Income. *American Sociological Review*, 42(4), 639. <https://doi.org/10.2307/2094561>
- Jörg, F., Borgers, N., Schrijvers, A. J. P., & Hox, J. J. (2006). Variation in Long-term Care Needs Assessors' Willingness to Support Clients' Requests for Admission to a Residential Home: A Vignette Study. *Journal of Aging and Health*, 18(6), 767–790. <https://doi.org/10.1177/0898264306293605>
- Kessler, T. M., Maric, A., Mordasini, L., Wöllner, J., Pannek, J., Mehnert, U., van Kerrebroeck, P. E., & Bachmann, L. M. (2014). Urologists' Referral Attitude for Sacral Neuromodulation for Treating Refractory Idiopathic Overactive Bladder Syndrome: Discrete Choice Experiment. *Neurourology and Urodynamics*, 33(8), 1240–1246. <https://doi.org/10.1002/nau.22490>
- Kiesewetter, I., Könings, K. D., Kager, M., & Kiesewetter, J. (2018). Undergraduate Medical Students' Behavioural Intentions towards Medical Errors and How to Handle Them: A Qualitative Vignette Study. *BMJ Open*, 8(3). <https://doi.org/10.1136/bmjopen-2017-019500>

- Krosnick, J. A. (1991). Response Strategies for Coping with the Cognitive Demands of Attitude Measures in Surveys. *Applied Cognitive Psychology*, 5(3), 213–236. <https://doi.org/10.1002/acp.2350050305>
- Kuhfeld, W. F., Tobias, R. D., & Garratt, M. (1994). Efficient Experimental Design with Marketing Research Applications. *Journal of Marketing Research*, 31(4), 545–557. <https://doi.org/10.2307/3151882>
- Lancaster, K. J. (1966). A New Approach to Consumer Theory. *Journal of Political Economy*, 74(2), 132–157. <https://doi.org/10.1086/259131>
- Lepièce, B., Dubois, T., Jacques, D., & Zdanowicz, N. (2018). “Please admire me!” When Healthcare Providers’ Positive Stereotypes of Asylum Seeker Patients Contribute to Better Continuity of Care. *Psychiatria Danubina*, 30(7), 498–501.
- Liebe, U., & Meyerhoff, J. (2021). Mapping Potentials and Challenges of Choice Modelling for Social Science Research. *Journal of Choice Modelling*, 38 (Special Issue on Choice Modelling in Social Science Research), 100270. <https://doi.org/10.1016/j.jocm.2021.100270>
- Liebig, S., Sauer, C., & Friedhoff, S. (2015). Using Factorial Surveys to Study Justice Perceptions: Five Methodological Problems of Attitudinal Justice Research. *Social Justice Research*, 28(4), 415–434. <https://doi.org/10.1007/s11211-015-0256-4>
- Love, M. B., Davoli, G. W., & Thurman, Q. C [Q. C.] (1996). Normative Beliefs of Health Behavior Professionals regarding the Psychosocial and Environmental Factors That Influence Health Behavior Change Related to Smoking Cessation, Regular Exercise, and Weight Loss. *American Journal of Health Promotion*, 10(5), 371–379. <https://doi.org/10.4278/0890-1171-10.5.371>
- Ludwick, R., Wright, M. E., Zeller, R. A., Dowding, D. W., Lauder, W., & Winchell, J. (2004). An Improved Methodology for Advancing Nursing Research: Factorial Surveys. *Advances in Nursing Science*, 27(3), 224–238. <https://doi.org/10.1097/00012272-200407000-00007>
- Lyons, C. J. (2008). Individual Perceptions and the Social Construction of Hate Crimes: A Factorial Survey. *The Social Science Journal*, 45(1), 107–131. <https://doi.org/10.1016/j.soscij.2007.12.013>
- Maas, C. J., & Hox, J. J. (2004). The Influence of Violations of Assumptions on Multilevel Parameter Estimates and their Standard Errors. *Computational Statistics & Data Analysis*, 46(3), 427–440. <https://doi.org/10.1016/j.csda.2003.08.006>
- Manski, C. F. (1977). The Structure of Random Utility Models. *Theory and Decision*, 8(3), 229–254. <https://doi.org/10.1007/BF00133443>
- McFadden, D. (1974). Conditional Logit Analysis of Qualitative Choice Behavior. In *Frontiers in Econometrics*, Hrsg. Paul Zarembka, 105–142. New York: Academic.
- Moynihan, D. P. (2013). Does Public Service Motivation Lead to Budget Maximization? Evidence from an Experiment. *International Public Management Journal*, 16(2), 179–196. <https://doi.org/10.1080/10967494.2013.817236>
- Mutz, D. C. (2011). *Population-based Survey Experiments*. Princeton University Press. <https://doi.org/10.1515/9781400840489>
- Nisic, N., & Auspurg, K. (2009). Faktorieller Survey und klassische Bevölkerungsumfrage im Vergleich: Validität, Grenzen und Möglichkeiten beider Ansätze. In P. Kriwy & C. Voss (Eds.), *Klein aber fein!: Quantitative empirische Sozialforschung mit kleinen Fallzahlen* (pp. 211–245). VS Verlag für Sozialwissenschaften.
- Oberoi, D. V., Jiwa, M., McManus, A., & Parsons, R. (2016). Do Men Know Which Lower Bowel Symptoms Warrant Medical Attention? A Web-based Video Vignette Survey of

- Men in Western Australia. *American Journal of Men's Health*, 10(6), 474–486.  
<https://doi.org/10.1177/1557988315574739>
- Opp, K.D. (2002). When Do Norms Emerge by Human Design and When by the Unintended Consequences of Human Action? The Example of the No-smoking Norm. *Rationality and Society*, 14(2), 131–158. <https://doi.org/10.1177/1043463102014002001>
- Pager, D., & Quillian, L. (2005). Walking the Talk? What Employers Say Versus What They Do. *American Sociological Review*, 70(3), 355–380.  
<https://doi.org/10.1177/000312240507000301>
- Peters, P., & Dulk, L. den (2003). Cross Cultural Differences in Managers' Support for Home-Based Telework. *International Journal of Cross Cultural Management*, 3(3), 329–346. <https://doi.org/10.1177/1470595803003003005>
- Petzold, K., & Wolbring, T. (2019). What Can We Learn From Factorial Surveys About Human Behavior? *Methodology*, 15(1), 19–30. <https://doi.org/10.1027/1614-2241/a000161>
- Raub, W., & Buskens, V. (2008). Theory and Empirical Research in Analytical Sociology: The Case of Cooperation in Problematic Social Situations. *Analyse & Kritik*, 30(2), 453. <https://doi.org/10.1515/auk-2008-0218>
- Raudenbush, S. W., & Bryk, A. S. (2002). *Hierarchical Linear Models: Applications and Data Analysis Methods*. Sage.
- Reisel, A. (2017). Practitioners' Perceptions and Decision-making Regarding Child Sexual Exploitation - A Qualitative Vignette Study. *Child & Family Social Work*, 22(3), 1292–1301. <https://doi.org/10.1111/cfs.12346>
- Rix, J., Sheehy, K., Fletcher-Campbell, F., Crisp, M., & Harper, A. (2013). Exploring Provision for Children Identified with Special Educational Needs: An International Review of Policy and Practice. *European Journal of Special Needs Education*, 28(4), 375–391. <https://doi.org/10.1080/08856257.2013.812403>
- Robbins, B. G., & Kiser, E. (2018). Legitimate Authorities and Rational Taxpayers: An Investigation of Voluntary Compliance and Method Effects in a Survey Experiment of Income Tax Evasion. *Rationality and Society*, 30(2), 247–301.  
<https://doi.org/10.1177/1043463118759671>
- Rosenbaum, P. R. (2010). *Design of Observational Studies*. Springer.  
<https://doi.org/10.1007/978-1-4419-1213-8>
- Rossi, P. H., Sampson, W. A., Bose, C. E., Jasso, G., & Passel, J. (1974). Measuring Household Social Standing. *Social Science Research*, 3(3), 169–190.  
[https://doi.org/10.1016/0049-089X\(74\)90011-8](https://doi.org/10.1016/0049-089X(74)90011-8)
- Sampson, W. A., & Rossi, P. H. (1975). Race and Family Social Standing. *American Sociological Review*, 40(2), 201. <https://doi.org/10.2307/2094345>
- Sauer, C., Auspurg, K., & Hinz, T. (2020). Designing Multi-Factorial Survey Experiments: Effects of Presentation Style (Text or Table), Answering Scales, and Vignette Order. *Methods, Data, Analysis*, 14(2), 195–214. <https://doi.org/10.12758/MDA.2020.06>
- Sauer, C., Auspurg, K., Hinz, T., & Liebig, S. (2011). The Application of Factorial Surveys in General Population Samples: The Effects of Respondent Age and Education on Response Times and Response Consistency. *Survey Research Methods*, 5(3), 89–102. <https://doi.org/10.18148/srm/2011.v5i3.4625>
- Shadish, W. R., Cook, T. D., & Campbell, D. T. (2002). *Experimental and Quasi-experimental Designs for Generalized Causal Inference*. Houghton Mifflin.
- Shamon, H., Dülmer, H., & Giza, A. (2019). The Factorial Survey: The Impact of the Presentation Format of Vignettes on Answer Behavior and Processing Time. *Sociological*

- Methods & Research, First published online (June 25, 2019).*  
<https://doi.org/10.1177/0049124119852382>
- Shlay, A. (1986). Taking Apart the American Dream: The Influence of Income and Family Composition on Residential Evaluations. *Urban Studies*, 23(4), 253–270.  
<https://doi.org/10.1080/00420988620080331>
- Shlay, A. (2010). African American, White and Hispanic child care preferences: A Factorial Survey Analysis of Welfare Leavers by Race and Ethnicity. *Social Science Research*, 39(1), 125–141. <https://doi.org/10.1016/j.ssresearch.2009.07.005>
- Snijders, T. A. B., & Bosker, R. J. (2012). *Multilevel Analysis: An Introduction to Basic and Advanced Multilevel Modeling*. Sage.
- St. John, C., & Healdmoore, T. (1995). Fear of Black Strangers. *Social Science Research*, 24(3), 262–280. <https://doi.org/10.1006/ssre.1995.1010>
- Steen, S., & Cohen, M. A. (2004). Assessing the Public's Demand for Hate Crime Penalties. *Justice Quarterly*, 21(1), 91–124. <https://doi.org/10.1080/07418820400095751>
- Su, D., & Steiner, P. M. (2020). An Evaluation of Experimental Designs for Constructing Vignette Sets in Factorial Surveys. *Sociological Methods & Research*, 49(2), 1–43.  
<https://doi.org/10.1177/0049124117746427>
- Taylor, B. J. (2005). Factorial Surveys: Using Vignettes to Study Professional Judgement. *British Journal of Social Work*, 36(7), 1187–1207. <https://doi.org/10.1093/bjsw/bch345>
- Teele, D. L. (2014). *Field Experiments and their Critics: Essays on the Uses and Abuses of Experimentation in the Social Sciences*. Yale University Press.
- Teti, A., Gross, C., Knoll, N., & Blüher, S. (2016). Feasibility of the Factorial Survey Method in Aging Research: Consistency Effects among Older Respondents. *Research on Aging*, 38(7), 715–741. <https://doi.org/10.1177/0164027515600767>
- Thurman, Q. C [Quint C.], Jackson, S., & Zhao, J. (1993). Drunk-Driving Research and Innovation: A Factorial Survey Study of Decisions to Drink and Drive. *Social Science Research*, 22(3), 245–264. <https://doi.org/10.1006/ssre.1993.1012>
- Thurman, Q. C [Quint C.], Lam, J. A., & Rossi, P. H. (1988). Sorting Out the Cuckoo's Nest: A Factorial Survey Approach to the Study of Popular Conceptions of Mental Illness. *The Sociological Quarterly*, 29(4), 565–588.  
<https://doi.org/10.1111/j.1533-8525.1988.tb01435.x>
- Tolsma, J., Blaauw, J., & te Grotenhuis, M. (2012). When Do People Report Crime to the Police? Results from a Factorial Survey Design in the Netherlands, 2010. *Journal of Experimental Criminology*, 8(2), 117–134. <https://doi.org/10.1007/s11292-011-9138-4>
- van Belle, E., Di Stasio, V., Caers, R., Couck, M. de, & Baert, S. (2018). Why Are Employers Put Off by Long Spells of Unemployment? *European Sociological Review*, 34(6), 694–710. <https://doi.org/10.1093/esr/jcy039>
- van der Sluis, M. E., Reezigt, G. J., & Borghans, L. (2014). Quantifying Stakeholder Values of VET Provision in the Netherlands. *Vocations and Learning*, 7(1), 1–19.  
<https://doi.org/10.1007/s12186-013-9104-6>
- Wallander, L. (2009). 25 Years of Factorial Surveys in Sociology: A Review. *Social Science Research*, 38(3), 505–520. <https://doi.org/10.1016/j.ssresearch.2009.03.004>
- Walzenbach, S. (2019). Hiding Sensitive Topics by Design? An Experiment on the Reduction of Social Desirability Bias in Factorial Surveys. *Survey Research Methods*, 13(1), 103–121. <https://doi.org/10.18148/SRM/2019.V1I1.7243>

- Weber-Burdin, E., & Rossi, P. H. (1982). Defining Sexual Harassment on Campus: A Replication and Extension. *Journal of Social Issues*, 38(4), 111–120. <https://doi.org/10.1111/j.1540-4560.1982.tb01913.x>
- Wouters, R., & Walgrave, S. (2017). Demonstrating Power. *American Sociological Review*, 82(2), 361–383. <https://doi.org/10.1177/0003122417690325>